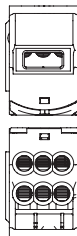
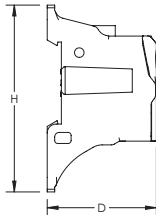
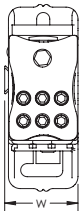


UDF-250A Single Pole Distribution Block



- Directly connect nVent ERIFLEX Flexibar on line side
- Tinned copper block allows for copper or aluminum conductor connections
- Screw retaining cover is hinged and removable
- Design allows for visual inspection of conductor and confirmation of connection
- Modular snap-together blocks for building multi-pole power blocks
- Easily clips onto DIN rail or mounts to panel with screws
- 95% fill ratio
- Halogen free
- RoHS compliant



Material: Copper, Thermoplastic
Finish: Tinned

Part Number	UDF-250A
Article Number	569041
Max Current Rating, IEC	250 A
Max Current Rating, UL/CSA	255 A
Short Term Withstand Current (I _{cw}) 1s	9 kA
Peak Short Circuit Current (I _{pk})	23 kA
Short Circuit Current Rating (SCCR)	100 kA
Max Working Voltage, IEC (U _i)	1,000 VAC/DC
Max Working Voltage, UL (V _{in})	600 V
Line Side Number of Connections	1
Load Side Number of Connections	6
Line Side Max Conductor Size, IEC	70 mm ²
Load Side Compact Stranded Wire Size	(6) 2,5 - 16 mm ²
Load Side Max Conductor Size, IEC	16 mm ²
Load Side Stranded Wire Size - Ferrule	(6) 2,5 - 16 mm ²
Load Side Wire Size	(6) #14 - #4
Enclosure Rating	IP 20
Depth (D)	46 mm

Part Number	UDF-250A
Height (H)	79 mm
Width (W)	29 mm
Unit Weight	0.15 kg
Certification Details	UL® 1059
Flammability Rating	UL® 94V-0
Complies With	IEC® 60947-7-1

Line Side ERIFLEX FLEXIBAR Size		
Conducting Layers	Conductor Width	Lamination Thickness
3 - 6	9 mm	0,8 mm
3 - 6	13 mm	0,5 mm
2 - 6	15,5 mm	0,8 mm

Design Guideline for Distribution Blocks, Power Blocks and Power Terminals										
Derating according to Ambient* Temperature [°C] to maintain working temperature of 85°C										
Ambient Temperature [°C]	30°	35°	40°	45°	50°	55°	60°	65°	70°	75°
Derating Coefficient (d)	1	1	1	0.94	0.88	0.82	0.75	0.67	0.58	0.47

*environment around the terminal blocks inside the enclosure

IEC is a registered trademark of the International Electrotechnical Commission. UL, UR, cUL, cULus and cURus are registered certification marks of UL LLC.

WARNING

nVent products shall be installed and used only as indicated in nVent's product instruction sheets and training materials. Instruction sheets are available at www.erico.com and from your nVent customer service representative. Improper installation, misuse, misapplication or other failure to completely follow nVent's instructions and warnings may cause product malfunction, property damage, serious bodily injury and death and/or void your warranty.

© 2019 nVent All rights reserved

nVent, nVent CADDY, nVent ERICO, nVent ERIFLEX and nVent LENTON are owned by nVent or its global affiliates.

All other trademarks are the property of their respective owners. nVent reserves the right to change specifications without prior notice.